







Bülicup 2019
Sporthalle Hirslen, Bülach
23.März 2019

EINFÜHRUNGSPROGRAMM

Rg.	Name	Jahrg.	Verein							Total	
1	Vincent Brombacher	2011	TV Rüti	3.5 12.950	24.0 13.400	23.5 12.050	5 1.5 4.0 12.300	23.5 13.300	23.5 12.750	120.8	76.750 G
2	Leano Frangao	2011	TV Rüti	3.5 13.000	14.0 13.400	23.5 12.150	4 1.5 4.0 12.375	13.5 13.150	33.5 12.650	220.8	76.725 S
3	Glen Müller	2011	TV Rüti	3.5 12.450	34.0 13.550	13.5 12.550	1 1.5 4.0 12.000	33.0 12.850	73.5 12.550	420.3	75.950 B
4	Timon Heller	2011	TV Bülach	3.5 12.200	54.0 13.350	53.5 12.500	2 1.5 3.0 11.375	133.0 12.750	93.5 12.550	419.8	74.725 *
5	Nico Iselin	2011	KTV Dietikon	3.0 11.450	73.0 12.550	103.5 12.300	3 1.5 3.0 11.425	83.5 13.350	133.5 12.650	218.8	73.725 *
6	Séverin Schiesser	2011	TV Rüti	3.5 12.350	44.0 13.350	53.5 11.450	12 1.5 3.0 11.400	113.5 13.150	33.0 10.650	1419.8	72.350 *
7	Dario Angst	2011	TV Bülach	3.0 10.400	134.0 13.350	53.5 11.950	7 1.5 4.0 11.700	53.0 12.650	103.5 11.750	619.8	71.800 *
8	Lias Ludwig	2010	TV Bülach	3.5 11.250	83.0 12.200	263.0 11.450	12 1.5 3.0 11.700	53.5 12.650	103.0 11.350	818.3	70.600 *
9	Ilian Reutter	2010	STV Wetzikon	3.5 11.600	63.0 12.450	113.5 11.450	12 1.5 3.0 11.875	43.0 12.450	173.0 10.250	2518.3	70.075 *
10	Nicolas Mühl	2011	TV Wädenswil	3.5 11.250	83.0 12.650	83.5 11.600	8 1.5 3.0 11.125	243.5 13.150	33.0 9.950	3218.8	69.725 *
11	Finn Christian Durussel	2010	STV Wetzikon	3.0 8.950	314.0 13.400	23.5 12.000	6 1.5 2.0 10.975	293.5 12.800	83.0 11.000	1018.8	69.125 *
12	Miro Marroni	2012	TV Neftenbach	3.0 10.250	163.0 12.600	93.5 11.600	8 1.5 3.0 11.425	83.5 13.050	63.0 9.900	3418.3	68.825 *
13	Corsin Schürmann	2010	TV Wädenswil	3.0 11.000	103.0 12.400	133.0 10.900	19 1.5 3.0 11.075	263.0 12.200	253.0 10.900	1217.3	68.475 *
14	Fynn Brunner	2010	KTV Dietikon	3.0 10.150	173.0 12.400	133.5 11.600	8 1.5 3.0 11.425	83.0 12.000	333.0 10.800	1317.8	68.375 *
15	Yann Jakobi	2011	STV Wetzikon	3.5 10.900	113.0 12.350	173.5 11.150	17 1.5 2.0 11.200	223.0 12.150	303.0 10.250	2517.8	68.000 *
16	Arik Hofmann	2011	TV Bülach	3.0 10.400	133.0 12.150	283.5 11.600	8 1.5 3.0 10.725	403.0 12.200	253.0 10.600	1517.8	67.675 *
17	Matteo Büttner	2011	TV Stäfa	3.0 10.150	173.0 11.850	413.0 10.400	29 1.5 3.0 11.350	143.0 12.450	173.5 11.300	917.8	67.500 *
18	Liam Estrella	2009	TV Wädenswil	3.0 9.700	243.0 12.350	173.0 10.250	32 1.5 3.0 10.850	353.0 12.500	143.0 11.550	717.3	67.200 *
19	Gian Lechmann	2009	TV Bülach	3.0 10.900	113.0 12.350	173.0 10.700	24 1.5 3.0 11.025	283.0 11.950	353.0 10.100	3017.3	67.025 *
20	Lenny Seiler	2009	TV Stäfa	3.0 10.300	153.0 12.350	173.0 10.200	34 1.5 2.0 11.100	253.0 12.400	203.0 10.600	1516.8	66.950
21	Gino Cortesi	2011	TV Wädenswil	3.0 9.900	213.0 12.400	133.0 10.400	29 1.5 3.0 10.950	313.0 12.550	133.0 10.300	2217.3	66.500
22	Leandro Gonzales Leandro	2011	TV Neftenbach	3.0 10.000	203.0 12.350	173.5 10.200	34 1.5 3.0 10.975	293.0 12.000	333.0 10.400	2117.8	65.925
23	Julian Tschirky	2011	TV Wädenswil	3.0 8.850	343.0 12.450	113.0 11.250	15 1.5 3.0 10.750	393.0 12.200	253.0 10.300	2217.3	65.800
24	Noah Bucher	2010	TV Niederglatt	3.0 10.050	193.0 12.200	263.0 9.950	38 1.5 3.0 10.825	363.0 12.450	173.0 10.050	3117.3	65.525
25	Fredric Frei	2012	TV Stäfa	3.0 9.750	223.0 12.050	323.0 9.750	47 1.5 2.0 11.150	233.0 12.250	233.0 10.500	1716.8	65.450
26	Thierry Ott	2010	TV Henggart	3.0 9.400	273.0 12.000	363.5 10.650	26 1.5 3.0 11.300	183.0 12.600	123.0 9.450	3917.8	65.400
27	Lian Keller	2011	Kutu Freienstein-Rorbas	3.0 8.900	323.0 12.350	173.5 11.200	16 1.5 4.0 11.325	173.0 11.400	463.0 10.200	2718.3	65.375
28	Levin Soland	2011	TV Stäfa	2.0 8.250	403.0 12.300	233.0 10.800	22 1.5 1.5 10.950	313.0 11.950	353.0 11.000	1015.5	65.250
29	Gian Bislin	2010	TV Wädenswil	3.0 8.900	323.0 12.150	283.0 9.950	38 1.5 3.0 11.400	113.0 12.150	303.0 10.500	1717.3	65.050







Bülicup 2019
Sporthalle Hirslen, Bülach
23.März 2019

EINFÜHRUNGSPROGRAMM

Rg.	Name	Jahrg.	Verein							Total
29	Benedek Bösze	2010	TV Hegi	3.0 9.200 29	3.0 12.400 13	3.5 10.650 26	3.0 11.250 20	3.0 12.050 32	3.0 9.500 38	17.8 65.050
31	Pietro Carrozza	2011	KTV Dietikon	3.0 9.150 30	3.0 12.100 30	3.0 10.700 24	1.5 10.600 44	3.0 12.200 25	3.0 10.200 27	16.3 64.950
32	Ari Friess	2011	TV Hegi	3.0 8.300 38	3.0 11.850 41	3.5 10.900 19	1.5 10.625 42	3.0 12.200 25	3.0 10.150 29	17.8 64.025
33	Julian Witschi	2011	TV Niederglatt	3.0 8.200 41	3.0 12.300 23	3.0 9.850 43	1.5 10.550 45	3.0 12.500 14	3.0 10.300 22	16.8 63.700
34	Aurelio Lechmann	2011	TV Bülach	3.0 9.650 25	3.0 11.800 48	3.0 9.450 49	1.5 10.625 42	3.0 12.300 21	3.0 9.700 37	16.8 63.525
35	Jeffrey Menguele	2011	TV Wädenswil	3.0 8.700 36	3.0 12.050 32	3.0 10.250 32	1.5 11.075 26	3.0 11.650 41	3.0 9.750 36	16.5 63.475
36	Elias Baumann	2009	STV Wetzikon	3.0 9.750 22	3.0 11.950 38	3.0 10.000 37	1.5 11.350 14	3.0 11.200 50	3.0 9.100 41	17.3 63.350
37	Lennox von Matt	2012	TV Wädenswil	1.0 7.750 44	3.0 11.950 38	3.0 9.150 51	1.5 11.275 19	3.0 12.500 14	3.0 10.450 19	15.3 63.075
38	Luca Puorger	2010	TV Bülach	3.0 9.400 27	3.0 11.850 41	3.0 10.750 23	1.5 10.200 52	3.0 10.850 52	3.0 9.850 35	16.5 62.900
39	Theo Howard	2011	STV Wetzikon	2.0 7.600 45	3.0 11.850 41	3.0 10.300 31	1.5 10.925 34	3.0 11.700 40	3.0 10.450 19	15.5 62.825
40	Lyo Zimmermann	2011	TV Niederglatt	3.0 9.600 26	3.0 11.950 38	3.0 10.850 21	1.5 10.825 36	3.0 10.700 53	3.0 8.500 45	16.8 62.425
41	Levin Caviola	2011	Kutu Freienstein-Rorbas	3.0 8.350 37	3.0 11.200 51	3.0 9.900 41	1.5 11.525 7	3.0 12.300 21	3.0 7.800 47	17.3 61.075
42	Lenny Frauenfelder	2011	Kutu Freienstein-Rorbas	3.0 8.300 38	3.0 12.300 23	3.0 9.900 41	1.5 11.225 21	3.0 11.950 35	3.0 7.350 49	16.8 61.025
43	Lionel Huber	2011	TV Neftenbach	2.0 6.650 48	3.0 12.000 36	3.5 9.800 44	1.5 10.800 38	3.0 11.450 44	3.0 9.950 32	16.0 60.650
43	Muhamad Diab	2011	KTV Dietikon	2.0 7.150 47	3.0 12.050 32	3.0 10.650 26	1.5 10.550 45	3.0 11.400 46	3.0 8.850 43	15.8 60.650
45	Marius Hausammann	2011	Kutu Freienstein-Rorbas	2.0 5.000 52	3.0 11.850 41	3.5 11.050 18	1.5 10.300 50	3.0 12.250 23	3.0 9.250 40	16.3 59.700
46	Aleksander Chlebny	2011	TV Stäfa	2.0 7.400 46	3.0 11.800 48	3.0 9.950 38	1.5 10.950 31	3.0 11.800 39	2.0 7.650 48	14.5 59.550
47	Eren Gisler	2011	TV Opfikon-Glattbrugg	3.0 8.100 42	2.0 11.100 52	3.0 9.000 52	1.5 10.700 41	3.0 11.400 46	3.0 8.550 44	15.8 58.850
48	Gian Reusser	2011	TV Niederglatt	3.0 6.100 50	3.0 12.100 30	3.0 9.800 44	1.5 10.350 49	3.0 11.900 38	3.0 8.400 46	16.8 58.650
49	Elia Mosimann	2011	TV Neftenbach	2.0 7.850 43	3.0 12.050 32	3.0 9.750 47	1.5 11.350 14	3.0 11.400 46	3.0 5.600 53	16.3 58.000
50	Jérôme Corfu	2010	TV Henggart	2.0 6.050 51	3.0 11.850 41	3.0 9.800 44	1.5 10.550 45	3.0 11.450 44	2.0 7.200 50	14.8 56.900
51	Karim Semytkivska	2011	TV Opfikon-Glattbrugg	3.0 6.600 49	3.0 11.850 41	3.0 9.300 50	1.5 10.400 48	3.0 11.550 43	2.0 7.150 51	15.8 56.850
52	Ilario Mägli	2011	TV Rümlang	2.0 8.850 34	3.0 11.400 50	3.0 10.050 36	0.0 5.050 53	3.0 11.650 41	3.0 9.050 42	14.8 56.050
53	Lorenzo Quadraccia	2011	TV Opfikon-Glattbrugg	1.0 4.150 53	3.0 10.400 53	2.5 7.300 53	1.5 10.275 51	3.0 10.950 51	2.0 6.050 52	13.3 49.125







Bülicup 2019
Sporthalle Hirslen, Bülach
23.März 2019

EINFÜHRUNGSPROGRAMM

Rg.	Name	Jahrg.	Verein							Total	
1	TV Rüti			50.750 1	53.700 1	48.200 1	48.075 1	52.450 1	48.600 1	301.775	G
	Vincent Brombacher	2011	TV Rüti	3.5 12.950	4.0 13.400	3.5 12.050	1.5 4.0 12.300	3.5 13.300	3.5 12.750	20.8 76.750	
	Leano Frangao	2011	TV Rüti	3.5 13.000	4.0 13.400	3.5 12.150	1.5 4.0 12.375	3.5 13.150	3.5 12.650	20.8 76.725	
	Glen Müller	2011	TV Rüti	3.5 12.450	4.0 13.550	3.5 12.550	1.5 4.0 12.000	3.0 12.850	3.5 12.550	20.3 75.950	
	Séverin Schiesser	2011	TV Rüti	3.5 12.350	4.0 13.350	3.5 11.450	1.5 3.0 11.400	3.5 13.150	3.0 10.650	19.8 72.350	
2	TV Bülach			44.250 2	51.050 2	47.500 2	45.500 2	50.250 3	46.250 2	284.800	S
	Timon Heller	2011	TV Bülach	3.5 12.200	4.0 13.350	3.5 12.500	1.5 3.0 11.375	3.0 12.750	3.5 12.550	19.8 74.725	
	Dario Angst	2011	TV Bülach	3.0 10.400	4.0 13.350	3.5 11.950	1.5 4.0 11.700	3.0 12.650	3.5 11.750	19.8 71.800	
	Lias Ludwig	2010	TV Bülach	3.5 11.250	3.0 12.200	3.0 11.450	1.5 3.0 11.700	3.5 12.650	3.0 11.350	18.3 70.600	
	Arik Hofmann	2011	TV Bülach	3.0 10.400	3.0 12.150	3.5 11.600	1.5 3.0 10.725	3.0 12.200	3.0 10.600	17.8 67.675	
3	TV Wädenswil			41.850 3	49.800 4	43.150 5	44.000 7	50.400 2	42.700 4	271.900	B
	Nicolas Mühl	2011	TV Wädenswil	3.5 11.250	3.0 12.650	3.5 11.600	1.5 3.0 11.125	3.5 13.150	3.0 9.950	18.8 69.725	
	Corsin Schürmann	2010	TV Wädenswil	3.0 11.000	3.0 12.400	3.0 10.900	1.5 3.0 11.075	3.0 12.200	3.0 10.900	17.3 68.475	
	Liam Estrella	2009	TV Wädenswil	3.0 9.700	3.0 12.350	3.0 10.250	1.5 3.0 10.850	3.0 12.500	3.0 11.550	17.3 67.200	
	Gino Cortesi	2011	TV Wädenswil	3.0 9.900	3.0 12.400	3.0 10.400	1.5 3.0 10.950	3.0 12.550	3.0 10.300	17.3 66.500	
4	STV Wetzikon			41.200 4	50.150 3	44.600 4	45.400 3	48.600 6	40.600 6	270.550	
	Ilian Reutter	2010	STV Wetzikon	3.5 11.600	3.0 12.450	3.5 11.450	1.5 3.0 11.875	3.0 12.450	3.0 10.250	18.3 70.075	
	Finn Christian Durussel	2010	STV Wetzikon	3.0 8.950	4.0 13.400	3.5 12.000	1.5 2.0 10.975	3.5 12.800	3.0 11.000	18.8 69.125	
	Yann Jakobi	2011	STV Wetzikon	3.5 10.900	3.0 12.350	3.5 11.150	1.5 2.0 11.200	3.0 12.150	3.0 10.250	17.8 68.000	
	Elias Baumann	2009	STV Wetzikon	3.0 9.750	3.0 11.950	3.0 10.000	1.5 3.0 11.350	3.0 11.200	3.0 9.100	17.3 63.350	







Bülicup 2019
Sporthalle Hirslen, Bülach
23.März 2019

EINFÜHRUNGSPROGRAMM

Rg.	Name	Jahrg.	Verein							Total
5	KTV Dietikon			37.900 ⁶	49.100 ⁵	45.250 ³	44.000 ⁷	48.950 ⁵	42.500 ⁵	267.700
	Nico Iselin	2011	KTV Dietikon	3.0 11.450	3.0 12.550	3.5 12.300	1.5 3.0 11.425	3.5 13.350	3.5 12.650	18.8 73.725
	Fynn Brunner	2010	KTV Dietikon	3.0 10.150	3.0 12.400	3.5 11.600	1.5 3.0 11.425	3.0 12.000	3.0 10.800	17.8 68.375
	Pietro Carrozza	2011	KTV Dietikon	3.0 9.150	3.0 12.100	3.0 10.700	1.5 1.0 10.600	3.0 12.200	3.0 10.200	16.3 64.950
	Muhamad Diab	2011	KTV Dietikon	2.0 7.150	3.0 12.050	3.0 10.650	1.5 2.0 10.550	3.0 11.400	3.0 8.850	15.8 60.650
6	TV Stäfa			38.450 ⁵	48.550 ⁷	41.150 ⁸	44.550 ⁴	49.050 ⁴	43.400 ³	265.150
	Matteo Büttner	2011	TV Stäfa	3.0 10.150	3.0 11.850	3.0 10.400	1.5 3.0 11.350	3.0 12.450	3.5 11.300	17.8 67.500
	Lenny Seiler	2009	TV Stäfa	3.0 10.300	3.0 12.350	3.0 10.200	1.5 2.0 11.100	3.0 12.400	3.0 10.600	16.8 66.950
	Fredric Frei	2012	TV Stäfa	3.0 9.750	3.0 12.050	3.0 9.750	1.5 2.0 11.150	3.0 12.250	3.0 10.500	16.8 65.450
	Levin Soland	2011	TV Stäfa	2.0 8.250	3.0 12.300	3.0 10.800	1.5 1.5 10.950	3.0 11.950	3.0 11.000	15.5 65.250
7	TV Neftenbach			34.750 ⁷	49.000 ⁶	41.350 ⁷	44.550 ⁴	47.900 ⁷	35.850 ⁸	253.400
	Miro Marroni	2012	TV Neftenbach	3.0 10.250	3.0 12.600	3.5 11.600	1.5 3.0 11.425	3.5 13.050	3.0 9.900	18.3 68.825
	Leandro Gonzales Leandro	2011	TV Neftenbach	3.0 10.000	3.0 12.350	3.5 10.200	1.5 3.0 10.975	3.0 12.000	3.0 10.400	17.8 65.925
	Lionel Huber	2011	TV Neftenbach	2.0 6.650	3.0 12.000	3.5 9.800	1.5 1.5 10.800	3.0 11.450	3.0 9.950	16.0 60.650
	Elia Mosimann	2011	TV Neftenbach	2.0 7.850	3.0 12.050	3.0 9.750	1.5 3.0 11.350	3.0 11.400	3.0 5.600	16.3 58.000
8	TV Niederglatt			33.950 ⁸	48.550 ⁷	40.450 ⁹	42.550 ⁹	47.550 ⁹	37.250 ⁷	250.300
	Noah Bucher	2010	TV Niederglatt	3.0 10.050	3.0 12.200	3.0 9.950	1.5 3.0 10.825	3.0 12.450	3.0 10.050	17.3 65.525
	Julian Witschi	2011	TV Niederglatt	3.0 8.200	3.0 12.300	3.0 9.850	1.5 2.0 10.550	3.0 12.500	3.0 10.300	16.8 63.700
	Lyo Zimmermann	2011	TV Niederglatt	3.0 9.600	3.0 11.950	3.0 10.850	1.5 2.0 10.825	3.0 10.700	3.0 8.500	16.8 62.425
	Gian Reusser	2011	TV Niederglatt	3.0 6.100	3.0 12.100	3.0 9.800	1.5 2.0 10.350	3.0 11.900	3.0 8.400	16.8 58.650

Bülicup 2019
Sporthalle Hirslen, Bülach
23.März 2019

EINFÜHRUNGSPROGRAMM

Rg.	Name	Jahrg.	Verein							Total
9	Kutu Freienstein-Rorbas			30.550 ⁹	47.700 ⁹	42.050 ⁶	44.375 ⁶	47.900 ⁷	34.600 ⁹	247.175
	Lian Keller	2011	Kutu Freienstein-Rorbas	3.0 8.900	3.0 12.350	3.5 11.200	1.5 4.0 11.325	3.0 11.400	3.0 10.200	18.3 65.375
	Levin Caviola	2011	Kutu Freienstein-Rorbas	3.0 8.350	3.0 11.200	3.0 9.900	1.5 3.0 11.525	3.0 12.300	3.0 7.800	17.3 61.075
	Lenny Frauenfelder	2011	Kutu Freienstein-Rorbas	3.0 8.300	3.0 12.300	3.0 9.900	1.5 2.0 11.225	3.0 11.950	3.0 7.350	16.8 61.025
	Marius Hausammann	2011	Kutu Freienstein-Rorbas	2.0 5.000	3.0 11.850	3.5 11.050	1.5 2.0 10.300	3.0 12.250	3.0 9.250	16.3 59.700